


Snow Observation

NAME: Key

Watch what happens to your snowball over time. Draw a picture to show the snowball at each state.


1. SNOWBALL BASELINE (start) - COPY: 2:10

TIME: _____



2. SNOWBALL STAGE 1 (15 minutes from start) - COPY: 2:20

TIME: _____




3. SNOWBALL STAGE 2 (30 minutes from start) -

COPY:

230

TIME:

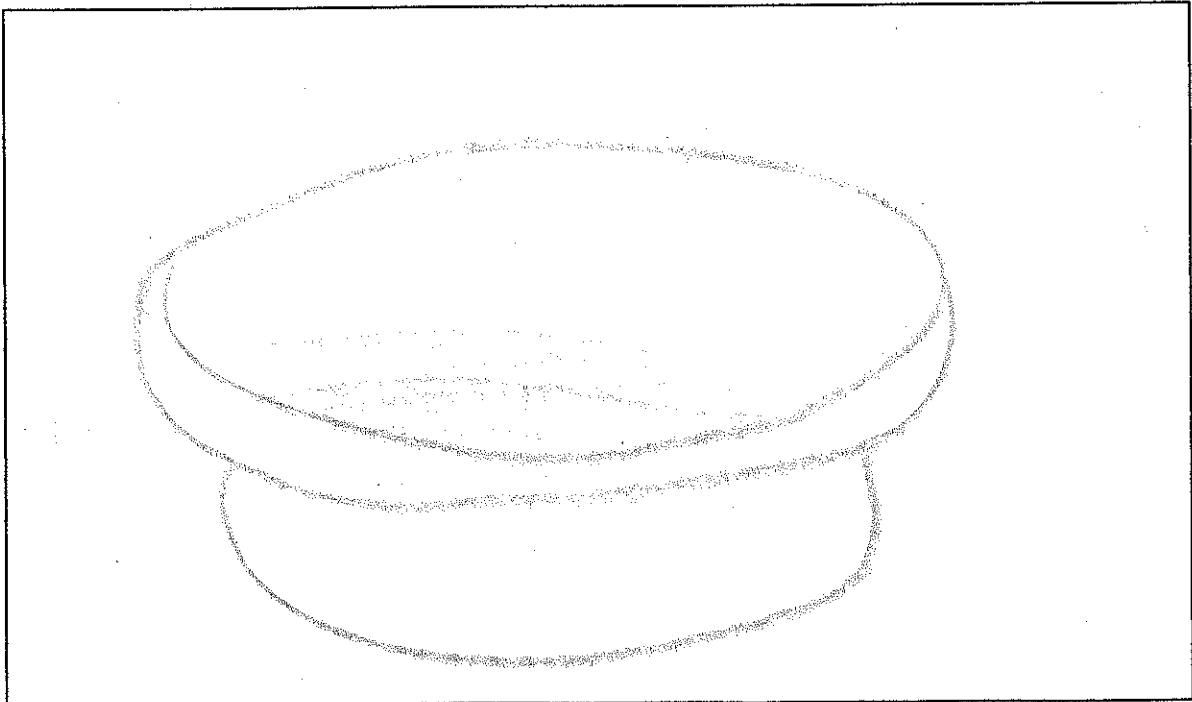


4. SNOWBALL FINISHED (45+ min - at melt) -

COPY:

240

TIME:



Nasir
N A S I R


Snow Observation

NAME: NASIR

Watch what happens to your snowball over time. Draw a picture to show the snowball at each state.


1. SNOWBALL BASELINE (start) - COPY: 210

TIME: _____



2. SNOWBALL STAGE 1 (15 minutes from start) - COPY: 220


TIME: _____



3. SNOWBALL STAGE 2 (30 minutes from start) -


COPY: 2:30

TIME: _____



4. SNOWBALL FINISHED (45+ min - at melt) - COPY: _____

TIME: 2:30



Snow Observation

NAME: _____

Jackson
Jackson

Watch what happens to your snowball over time. Draw a picture to show the snowball at each state.

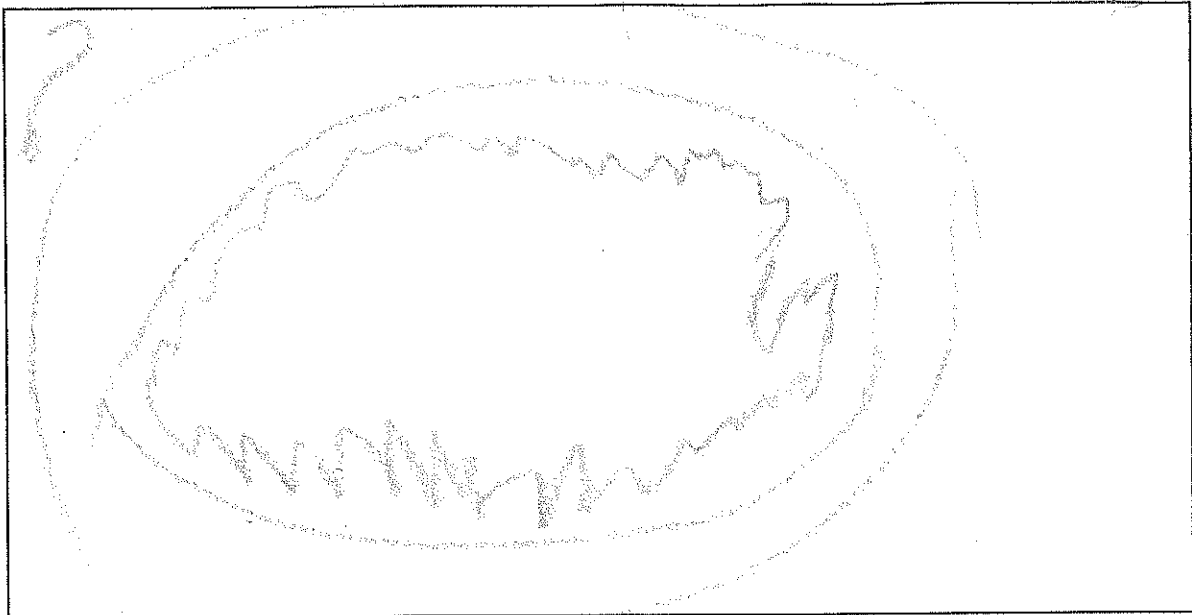
1. SNOWBALL BASELINE (start) -

COPY:

2:10 2:10 2

TIME:

2:10 2




2. SNOWBALL STAGE 1 (15 minutes from start) -

COPY:

2:20

TIME:


2:20



3. SNOWBALL STAGE 2 (30 minutes from start) -


COPY: _____

TIME: 2:30



4. SNOWBALL FINISHED (45+ min - at melt) - COPY: _____

TIME: _____



Snow Observation

NAME: David


Watch what happens to your snowball over time. Draw a picture to show the snowball at each state.

1. SNOWBALL BASELINE (start) -

COPY:

45

TIME:




2. SNOWBALL STAGE 1 (15 minutes from start) -

COPY:

255


TIME:



3. SNOWBALL STAGE 2 (30 minutes from start) -


COPY: 205

TIME: _____



4. SNOWBALL FINISHED (45+ min - at melt) - COPY:

TIME: 3:15



Snow Observation

NAME: NEV

- Nevius -
- NEVIUS -

Watch what happens to your snowball over time. Draw a picture to show the snowball at each state.


1. SNOWBALL BASELINE (start) -

COPY:

2:00

TIME:

2:10




2. SNOWBALL STAGE 1 (15 minutes from start) -

COPY:

2:20

TIME:


2:30



3. SNOWBALL STAGE 2 (30 minutes from start) -


COPY: 2:30

TIME: 2:30



4. SNOWBALL FINISHED (45+ min - at melt) - COPY: _____

TIME: _____



Snow Observation

Olivia


NAME: _____

Watch what happens to your snowball over time. Draw a picture to show the snowball at each state.

1. SNOWBALL BASELINE (start) -

COPY: _____

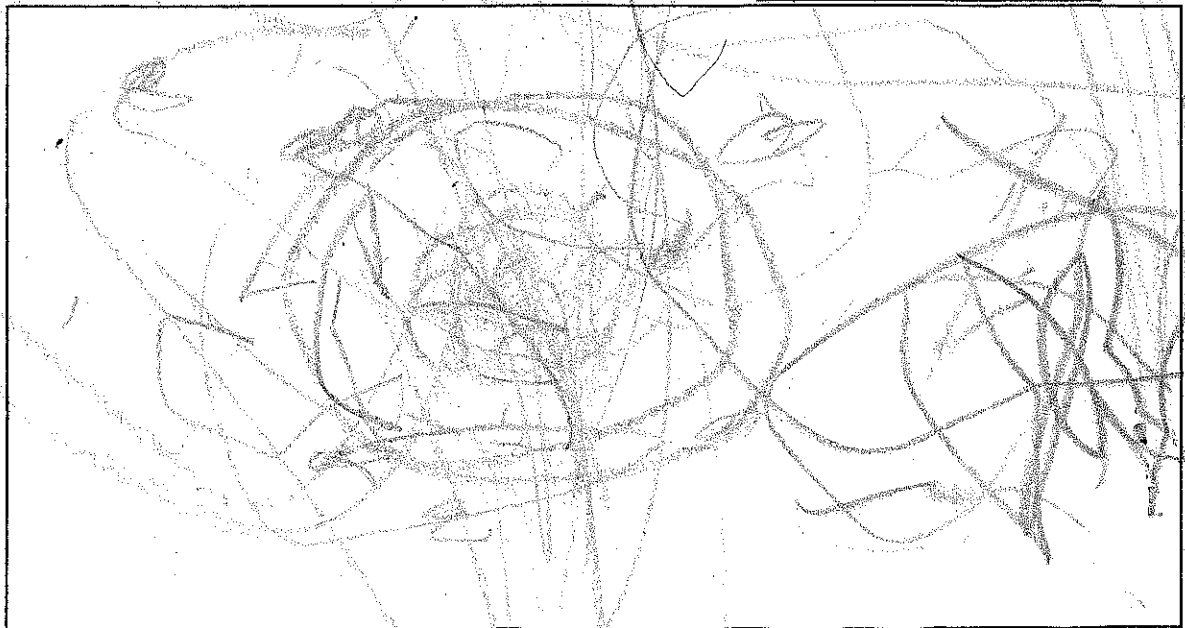
TIME: 2:10



2. SNOWBALL STAGE 1 (15 minutes from start) -

COPY: _____

TIME: 2:25




3. SNOWBALL STAGE 2 (30 minutes from start) -

COPY:

12:30


TIME:



4. SNOWBALL FINISHED (45+ min - at melt) -

COPY:

TIME:



Snow Observation

NAME: _____


Sharon
2/10/20

Watch what happens to your snowball over time. Draw a picture to show the snowball at each state.

1. SNOWBALL BASELINE (start) -

COPY: _____


TIME: _____



2. SNOWBALL STAGE 1 (15 minutes from start) -

COPY: _____

TIME: _____



3. SNOWBALL STAGE 2 (30 minutes from start) -

COPY: 2:30

TIME: ~~2:30~~



4. SNOWBALL FINISHED (45+ min - at melt) - COPY: _____

TIME: _____

